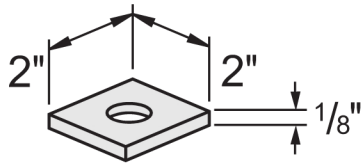


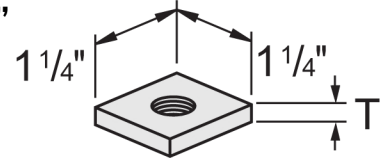
MISC. HARDWARE

2" X 2" SQUARE WASHER



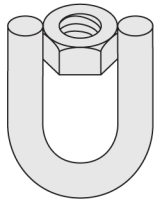
PART #	HOLE SIZE	CTN. QTY.	WGT./ 100
4595	3/8"	100	13
4596	1/2"	100	13

1-1/4" X 1-1/4" SQUARE NUT



PART #	HOLE SIZE	THICK	CTN. QTY.	WGT./ 100
4841	1/4-20	1/4"	100	10
4842	3/8-16	3/8"	100	15
4843	1/2-13	1/2"	100	18
4844	5/8-11	1/2"	100	17
4845	3/4-10	1/2"	100	15

FEMALE SWIVEL



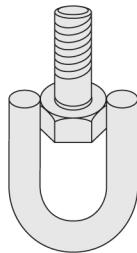
PART #	SIZE	CTN. QTY.	WGT./ 100
4853F	3/8-16	25	12
4854F	1/2-13	25	15

FEMALE/FEMALE SWIVEL



PART #	SIZE	CTN. QTY.	WGT./ 100
4853FF	3/8-16	50	24
4854FF	1/2-13	50	24

MALE SWIVEL



PART #	SIZE	STUD LENGTH	CTN. QTY.	WGT./ 100
4853M	3/8-16	1"	25	15
4854M	1/2-13	1"	25	20

MALE/FEMALE SWIVEL



PART #	SIZE	STUD LENGTH	CTN. QTY.	WGT./ 100
4853MF	3/8-16	1"	50	26
4854MF	1/2-13	1"	50	35

STANDARD FINISH - EG ALSO AVAILABLE: STAINLESS STEEL

1.13