

# 3800 Series



Hager 3800 Series mortise lock provides maximum security and durability for the harshest environments. With field reversible handing, ease of installation, and both escutcheon and sectional models available, our 3800 Series lock provides great flexibility. What's more, it is ANSI certified Grade 1 Operational and Security and is backed by a lifetime warranty.

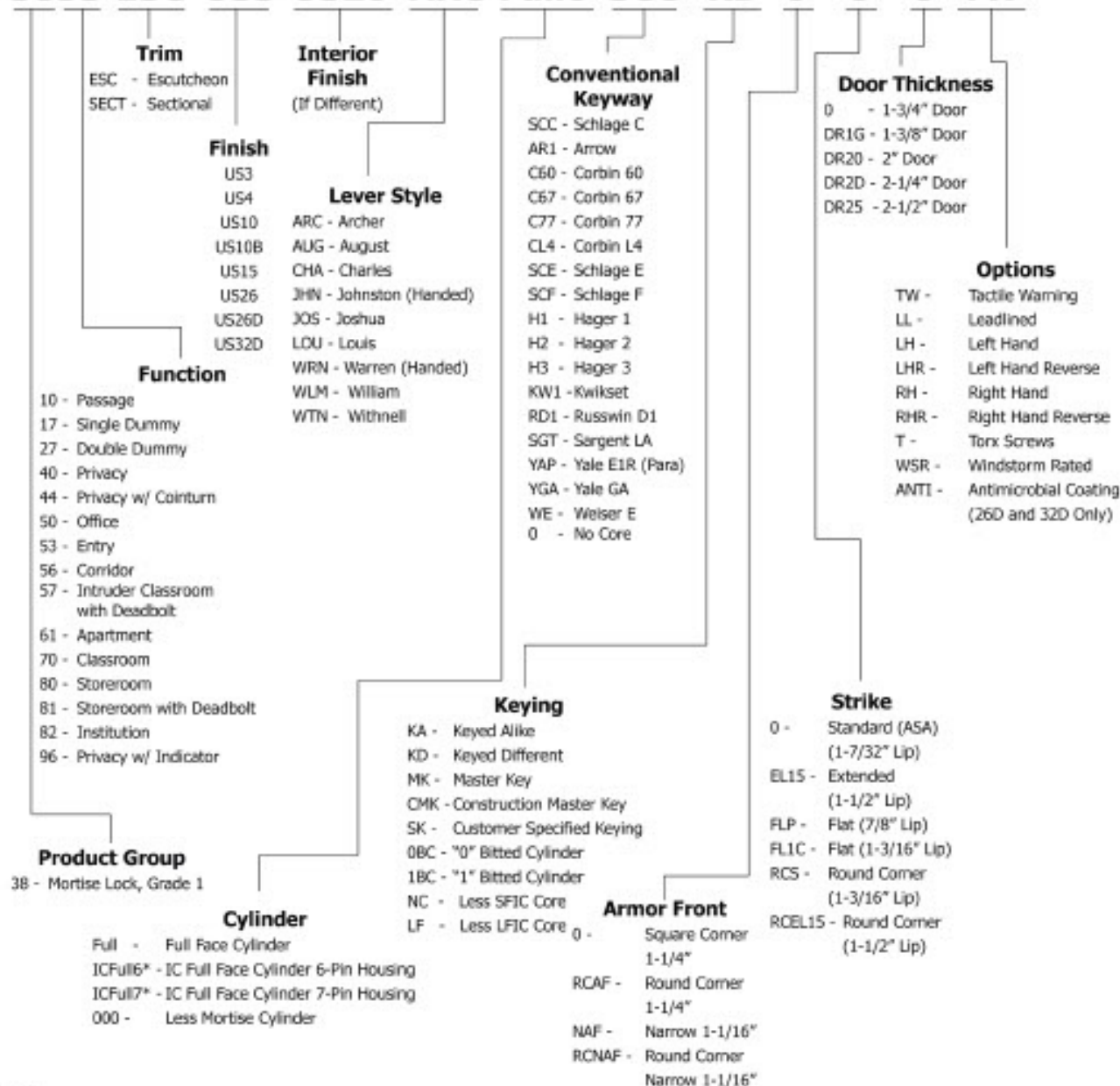


**FOR ANY HAGER PURCHASE CONTACT INDUSTRIAL HARDWARE & SPECIALTIES INC.  
CALL 1800-684-4010**



**3800 SERIES - ESCUTCHEON & SECTIONAL MORTISE LOCKS - HOW TO ORDER**

**3853 ESC US3 US26 ARC Full6 SCC KD 0 0 0 TW**



**Notes:**

- Finishes other than US10B, US15, US26D and US32D will be subject to extended lead times.
  - If masterkeyed, include completed master key form with order (available on page 88 or [www.hagerco.com](http://www.hagerco.com)).
  - For additional keying information, refer to cylinder, core, and keying section of catalog (page 73).
  - Quick Connect option available on 3800 Series Electrified Sectional and Escutcheon models (EL, EU, RX, DPM, and LM).
- Ordering example: 3880 SECT US26D WTN EU24QC**

- \* Small format interchangeable core sold separately. Available in Best Keyways (A Standard), Hager Keyways (optional).
- \* Large format interchangeable core sold separately. Available in Schlage C Keyway only.

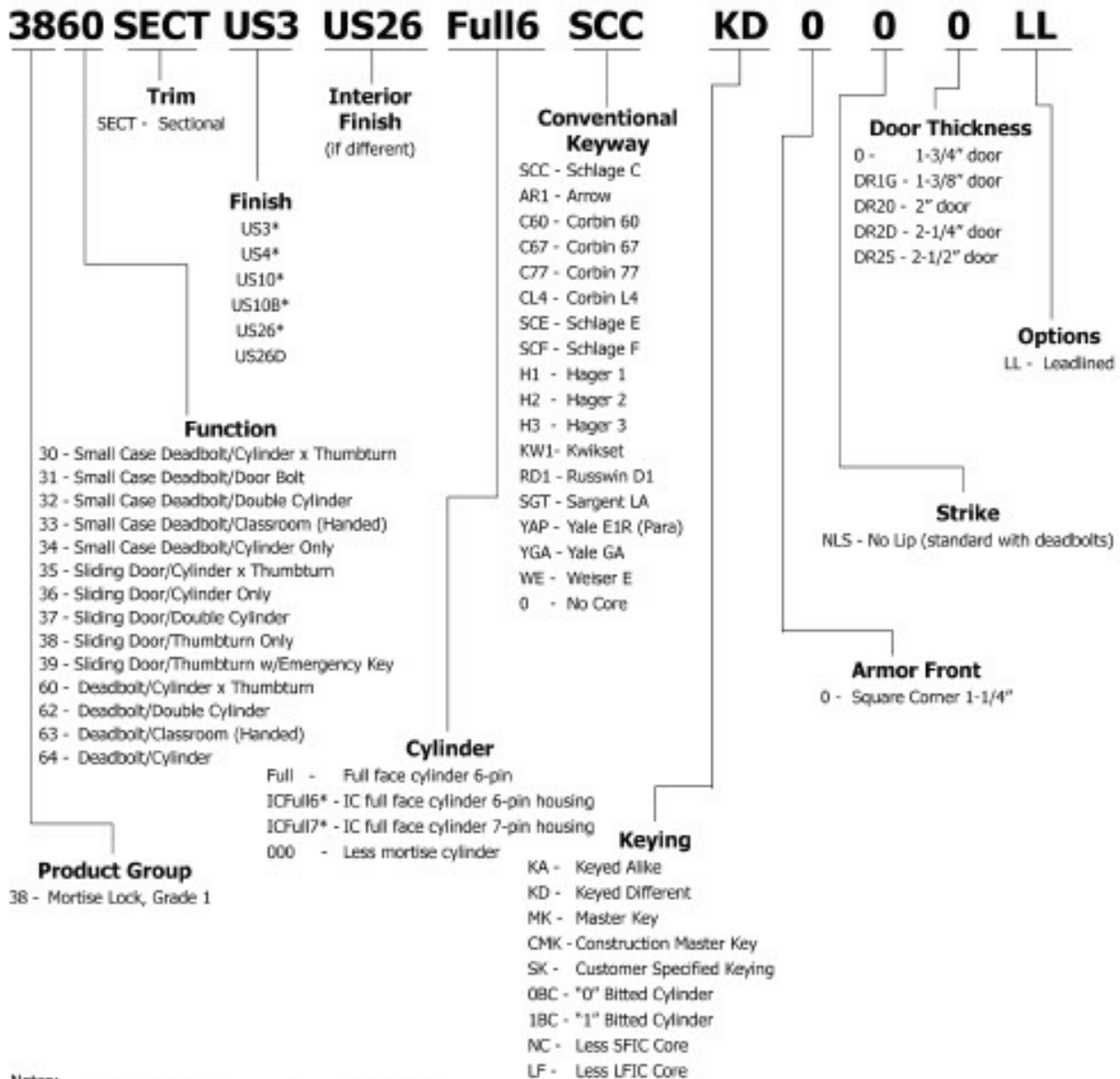
**Ordering example: • 3850 ESC 26D WTN ICFULL6 NC  
• 3850 ESC 26D WTN ICFULL6 LF**

**FOR ANY HAGER PURCHASE CONTACT INDUSTRIAL HARDWARE & SPECIALTIES INC.**

**CALL 1 800-684-4010**



## 3800 SERIES - MORTISE DEADLOCKS - HOW TO ORDER



**Notes:**

- Finishes other than US26D may require extended lead times.
- If masterkeyed, include completed master key form with order (available on page 88 or [www.hagerco.com](http://www.hagerco.com)).
- For additional keying information, refer to cylinder, core, and keying section of catalog (page 73).

\* Small format interchangeable core sold separately. Available in Best Keyways (A standard), or Hager Keyways (optional).

\* Large format interchangeable core sold separately. Available in Schlage C Keyway only.

**Ordering example:** • 3860 SECT 26D ICFULL6 NC  
• 3860 SECT 26D ICFULL6 LF

FOR ANY HAGER PURCHASE CONTACT INDUSTRIAL HARDWARE & SPECIALTIES INC.

CALL 1800-684-4010








## 3800 SERIES - ESCUTCHEON AND SECTIONAL LOCK FUNCTION CHART

Function	Function No.	Function Description	ANSI No.	
<b>Keyed Without Deadbolt</b>				
	Office	50	Latchbolt retracted by lever from either side unless outside is made inoperative by key outside or by turning inside thumbturn. When outside is locked, latchbolt is retracted by lever inside. Outside lever remains locked until thumbturn is returned to vertical or unlocked by key. Auxiliary latch deadlocks latchbolt when door is closed.	F04
	Apartment Entrance	61	Latchbolt retracted by lever from either side unless outside is locked by key from inside. When locked, latchbolt retracted by key outside or lever inside. Auxiliary latch deadlocks when door is closed.	F09
	Classroom	70	Latchbolt retracted by lever from either side unless outside is locked by key. Unlocked from outside by key. Inside lever always free for immediate exit. Auxiliary latch deadlocks latchbolt when door is closed.	F05
	Storeroom	80	Latchbolt retracted by key outside or by lever inside. Outside lever always inoperative. Inside lever always free for immediate exit. Auxiliary latch deadlocks latchbolt when door is closed.	F07
	Institution	82	Latchbolt retracted by key from either side. Lever on both sides always inoperative. Auxiliary latch deadlocks latchbolt when door is closed.	F30
<b>Keyed With Deadbolt</b>				
	Entry	53	Latchbolt retracted by lever from either side unless outside is locked by 20° rotation of thumbturn. Deadbolt thrown or retracted by 90° rotation of thumbturn. When locked, key outside or lever inside retracts deadbolt and latchbolt simultaneously. Outside lever remains locked until thumbturn is restored to vertical position. Throwing deadbolt automatically locks outside lever. Auxiliary latch deadlocks latchbolt when door is closed.	F20
	Corridor	56	Latchbolt retracted by lever from either side. Deadbolt thrown or retracted by key outside or thumbturn side. Throwing deadbolt locks outside lever. Turning inside lever simultaneously retracts deadbolt and latchbolt and unlocks the outside lever.	F13
	Intruder Classroom w/ Deadbolt	57	Latchbolt retracted by lever from either side. Deadbolt thrown or retracted by key from either side. Throwing deadbolt locks outside lever. Turning inside lever simultaneously retracts deadbolt and latchbolt and unlocks outside lever.	F33
	Storeroom w/ Deadbolt	81	Latchbolt retracted by key outside or by lever inside. Outside lever always fixed. Deadbolt thrown or retracted by key outside or thumbturn inside. Turning inside lever simultaneously retracts deadbolt and latchbolt. Auxiliary latch deadlocks latchbolt when door is closed.	-
<b>Non-Keyed Without Deadbolt</b>				
	Passage	10	Latchbolt retracted by lever from either side at all times.	F01
	Privacy	40	Latchbolt retracted by lever from either side unless outside is locked by inside thumbturn. Turning inside lever or closing door unlocks outside lever. To unlock from outside, remove emergency button, insert emergency turn (furnished) in access hole and rotate.	F22
	Privacy with Cointurn	44	Latchbolt retracted by lever from either side unless outside is locked by inside thumbturn or outside cointurn. Operating inside lever, closing door, rotating inside thumbturn, or rotating outside cointurn unlocks outside lever.	-











FOR ANY HAGER PURCHASE CONTACT INDUSTRIAL HARDWARE & SPECIALTIES INC.

CALL 1800-684-4010

## 3800 SERIES - ESCUTCHEON AND SECTIONAL LOCK FUNCTION CHART

Function	Function No.	Function Description	ANSI No.	
<b>Non-Keyed Without Deadbolt</b>				
	Privacy with Indicator	96	Latchbolt retracted by lever from either side. Turning inside thumbturn locks outside lever and displays "Occupied." Operating inside lever, closing door, rotating inside thumbturn. To unlock from outside, remove emergency button, insert emergency turn (furnished) in access hole and rotate.	-
<b>Non-Keyed Dummy</b>				
	Single Dummy	17	Pull one side. No mechanical operation.	-
	Double Dummy	27	Pull both sides. No mechanical operation (back to back).	-





### 3800 SERIES DEADLOCK FUNCTION CHART

Function	Function No.	Function Description	ANSI No.	
	Cylinder x Thumbturn (Small Case)	30	Deadbolt operated by key from outside and by thumbturn from inside.	E06071
	Door Bolt (Small Case)	31	Deadbolt operated by thumbturn from one side only. No trim on other side.	E06181
	Double Cylinder Lock (Small Case)	32	Deadbolt operated by key from either side.	E06061
	Classroom (Small Case)	33	Deadbolt operated by key from outside. Cylinder turn from inside retracts but does not project deadbolt.	E06091
	Cylinder Only (Small Case)	34	Deadbolt operated by key from one side only.	E06081
	Cylinder x Thumbturn (Sliding Door)	35	Deadbolt operated by key from outside and by thumbturn from inside.	-
	Cylinder Only (Sliding Door)	36	Deadbolt operated by key from one side only.	-
	Double Cylinder Lock (Sliding Door)	37	Deadbolt operated by key from either side.	-
	Thumbturn Only (Sliding Door)	38	Deadbolt operated by thumbturn from one side only.	-
	Thumbturn w/ Emergency Key (Sliding Door)	39	Deadbolt operated by thumbturn from inside. To unlock from outside, remove emergency button, insert emergency key (furnished) in access hole and rotate.	-

**FOR ANY HAGER PURCHASE CONTACT INDUSTRIAL HARDWARE & SPECIALTIES INC.  
CALL 1800-684-4010**



## 3800 SERIES - ESCUTCHEON AND SECTIONAL LOCK FUNCTION CHART

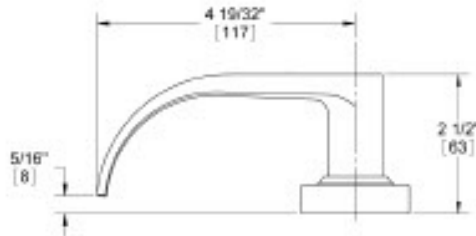
Function	Function No.	Function Description	ANSI No.
 Cylinder x Thumbturn (Full Case)	60	Deadbolt thrown or retracted by key outside or thumbturn inside.	F17
 Double Cylinder (Full Case)	62	Deadbolt operated by key from either side.	F16
 Classroom (Full Case)	63	Deadbolt thrown or retracted by key from outside. Inside thumbturn cylinder retracts deadbolt but cannot project it.	F29
 Cylinder (Full Case)	64	Deadbolt thrown or retracted by key from one side. No trim on opposite side.	F18

FOR ANY HAGER PURCHASE CONTACT INDUSTRIAL HARDWARE & SPECIALTIES INC.  
CALL 1800-684-4010

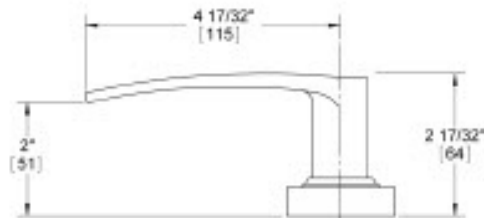


**3800 SERIES - ESCUTCHEON - STANDARD LEVER OPTIONS**

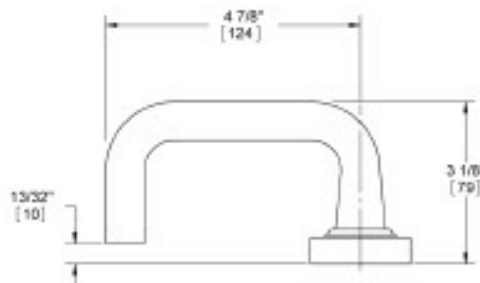
**ARCHER LEVER**



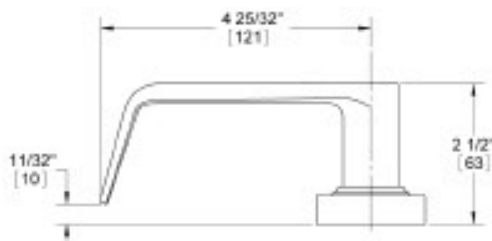
**AUGUST LEVER**



**WILLIAM LEVER**



**WITHNELL LEVER**



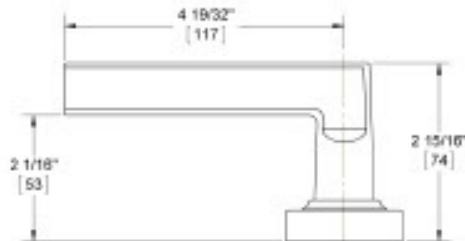
Optional tactile warning available on all lever styles (only outside lever will include raised surfaces unless otherwise specified).



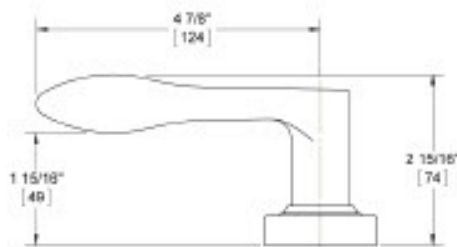


**3800 SERIES - ESCUTCHEON - DECORATIVE LEVER OPTIONS**

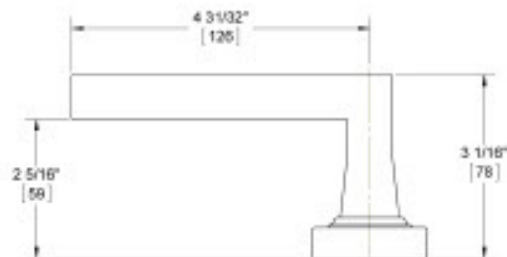
**CHARLES LEVER**



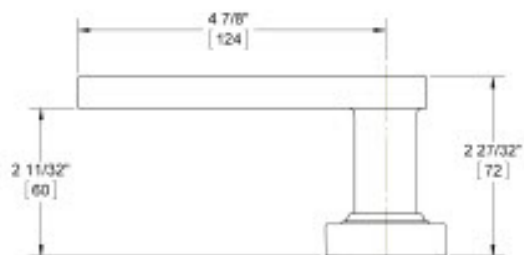
**JOHNSTON LEVER**



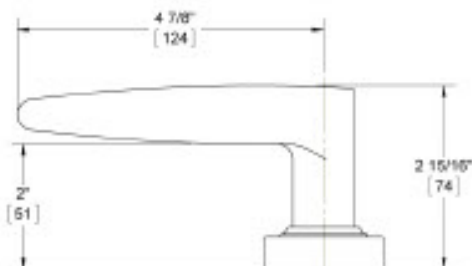
**JOSHUA LEVER**



**LOUIS LEVER**



**WARREN LEVER**



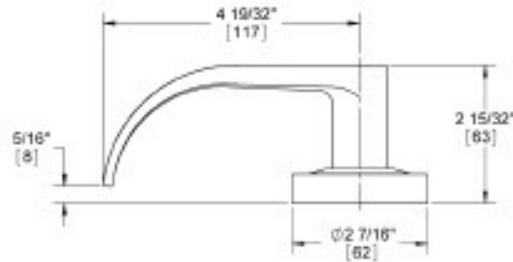
**FOR ANY HAGER PURCHASE CONTACT INDUSTRIAL HARDWARE & SPECIALTIES INC.  
CALL 1800-684-4010**



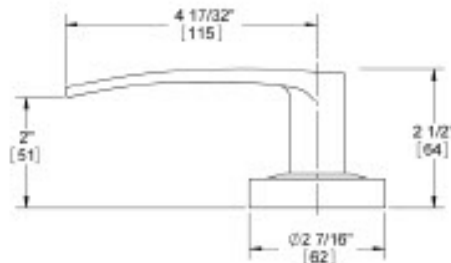


## 3800 SERIES - SECTIONAL - STANDARD LEVER OPTIONS

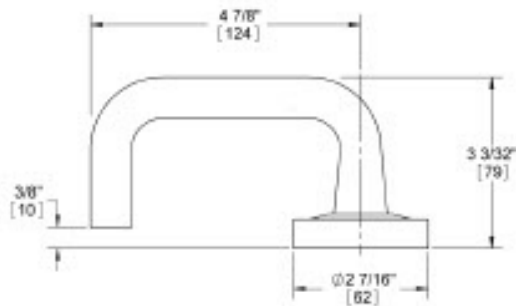
### ARCHER LEVER



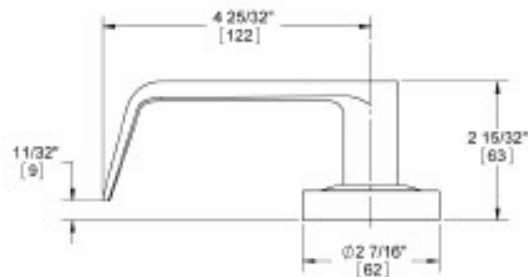
### AUGUST LEVER



### WILLIAM LEVER



### WITHNELL LEVER



Optional tactile warning available on all lever styles (only outside lever will include raised surfaces unless otherwise specified).



**HAGER**  
COMPANIES

## 3800 SERIES - SECTIONAL - DECORATIVE LEVER OPTIONS

**CHARLES LEVER**



**JOHNSTON LEVER**



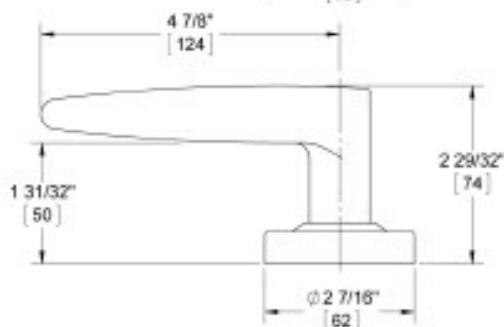
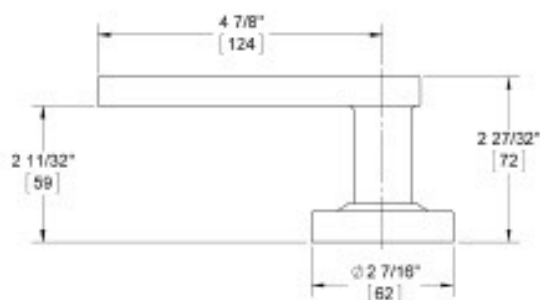
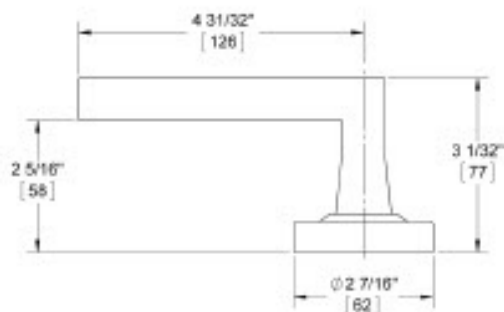
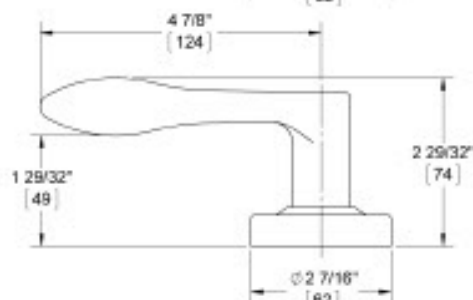
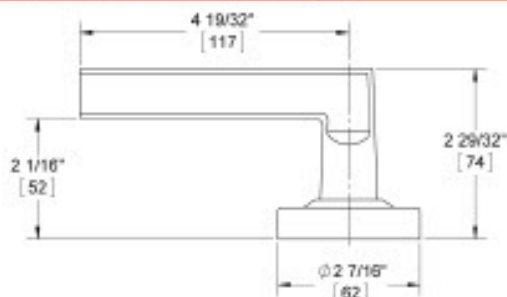
**JOSHUA LEVER**



**LOUIS LEVER**



**WARREN LEVER**



FOR ANY HAGER PURCHASE CONTACT INDUSTRIAL HARDWARE & SPECIALTIES INC.  
CALL 1800-684-4010

## 3800 SERIES - GRADE 1 MORTISE (ESCUTCHEON) - HEAVY DUTY

<b>WARRANTY</b>	Lifetime warranty
<b>FEATURES</b>	<ul style="list-style-type: none"> <li>• Heavy duty commercial, industrial, institutional</li> <li>• Concealed thru-bolts</li> <li>• Lock body handing is field reversible (default from the factory is Left Hand Reverse)</li> <li>• Conventional mortise cylinder, Small Format Interchangeable Core, or Large Format Interchangeable Core option available</li> <li>• BHMA Certified Grade 1 Security with standard mortise cylinder</li> </ul>
Certifications:	<ul style="list-style-type: none"> <li>• BHMA Certified ANSI A156.13 Grade 1 Series 1000 Operational and Security</li> <li>• ADA Compliant ANSI A117.1 Accessibility Code</li> <li>• UL/cUL Listed for all functions up to 3 hours for "A" label doors</li> <li>• UL10C Positive Pressure Rated</li> <li>• UL10B Neutral Pressure Rated</li> <li>• A250.13 Severe Windstorm Resistant (only available in <b>53 and 81</b> Functions)</li> </ul>
Lever Options:	Archer, August, Charles, Johnston (handed), Joshua, Louis, Warren (handed), William, Withnell levers
Options:	<ul style="list-style-type: none"> <li>• Tactile warning</li> <li>• Lead lining</li> <li>• Split finish</li> <li>• Antimicrobial coating (26D and 32D only)</li> <li>• Factory handing available if specified</li> </ul>
<b>SPECIFICATIONS</b>	
Standard Door	<ul style="list-style-type: none"> <li>• 3-5/8" (92 mm) center of cylinder to spindle</li> <li>• 2-7/16" (62 mm) center of thumbturn to spindle</li> </ul>
Exposed Trim:	Cast zinc - Standard
Lock Case:	4-5/16" x 6" x 1" (110 mm x 152 mm x 25 mm)
Armor Front:	1-1/4" x 8" x 7/32" (32mm x 203mm x 5mm) - Square corner standard, round corner optional
Escutcheon:	1-15/16" x 8" (50 mm x 203 mm)
Keys:	Two operating keys supplied per lock
Cylinders/Cores:	<ul style="list-style-type: none"> <li>• Brass - keyed different - Schlage C Keyway</li> <li>• Cylinder drilled 6-pin, keyed 5-pin - Standard</li> <li>• Other keying options, including keyed 6-pin, available from factory</li> <li>• Zero bit cylinders will be 6 pin keyed - standard</li> <li>• Large Format Interchangeable Core cylinder option available</li> <li>• LFIC core available zero bitted or combined, brass 6- pin cores sold separately</li> <li>• Small Format Interchangeable Core cylinder option available</li> <li>• SFIC uncombined or combined, brass 6- or 7-pin cores sold separately</li> <li>• Schlage "L" cam - Standard</li> <li>• For function 61, ext cylinders, use standard cam</li> </ul>
Door Thickness:	<ul style="list-style-type: none"> <li>• 1-3/4" - 2-1/2" (45 mm - 64 mm)</li> <li>• Privacy functions have a max door thickness of 2" (51 mm)</li> <li>• Must specify door thickness if greater than 1-3/4" (45 mm)</li> </ul>
Backset:	2-3/4" (70 mm) only
Latchbolt:	3/4" (19 mm) throw with anti-friction tongue, all stainless steel
Deadbolt:	1" (25 mm) throw - stainless steel
Strike:	3985 1-1/4" x 4-7/8" (32 mm x 124 mm), 1-7/32" (31 mm) lip - Standard
Fasteners:	Thru-bolted trim concealed under escutcheon
Functions:	10 Passage, 17 Dummy, 27 Double Dummy, 40 Privacy, 44 Privacy with Cointurn, 50 Office, 53 Entry, 56 Corridor, 57 Intruder Classroom with Deadbolt, 61 Apartment, 70 Classroom, 80 Storeroom, 81 Storeroom with Deadbolt, 82 Institution, 96 Privacy with Indicator
Notes:	<ul style="list-style-type: none"> <li>• Self-adjusting case for beveled doors or square edge doors</li> <li>• Stopworks are incorporated in thumbturn</li> <li>• Non-handed, stainless steel, deadlocking latchbolt</li> </ul>
<b>FINISHES</b>	<ul style="list-style-type: none"> <li>• US3, US4, US10, US10B, US15, US26, US26D, US32D</li> <li>• US3, US4, US10 and US26 may be subject to extended lead times</li> </ul>







## 3800 SERIES - GRADE 1 MORTISE (SECTIONAL) - HEAVY DUTY

### WARRANTY

Lifetime warranty

### FEATURES

- Heavy duty commercial, industrial, institutional
- Concealed thru-bolts
- Lock body handing is field reversible (default from the factory is Left Handed Reverse)
- Conventional mortise cylinder, Small Format Interchangeable Core, or Large Format Interchangeable Core option available
- BHMA Certified Grade 1 Security with standard mortise cylinder

### Certifications:

- BHMA Certified ANSI A156.13 Series 1000 Grade 1 Operational and Security
- ADA Compliant ANSI A117.1 Accessibility Code
- UL/cUL Listed for all functions up to 3 hours for "A" label doors
- UL10C Positive Pressure Rated
- UL10B Neutral Pressure Rated
- A250.13 Severe Windstorm Resistant (only available in **53 and 81** Functions)

### Lever Options:

Archer, August, Charles, Johnston (handed), Joshua, Louis, Warren (handed), William, Withnell levers

### Options:

- Tactile warning
- Lead lining
- Split finish
- Antimicrobial coating (26D and 32D only)
- Factory handing available if specified

### SPECIFICATIONS

#### Standard Door

- 3-5/8" (92 mm) center of cylinder to spindle
- 2-7/16" (62 mm) center of thumbturn to spindle

#### Exposed Trim:

Cast zinc - Standard

#### Lock Case:

4-5/16" x 6" x 1" (110 mm x 152 mm x 25 mm)

#### Armor Front:

1-1/4" x 8" x 7/32" (32mm x 203mm x 5mm) - Square corner standard, round corner optional

#### Rose Diameter:

2-7/16" (62 mm)

#### Keys:

Two operating keys supplied per lock

#### Cylinders/Cores:

- Brass - keyed different - Schlage C Keyway
- Cylinder drilled 6-pin, keyed 5-pin - Standard
- Other keying options, including keyed 6-pin, available from factory
- Large Format Interchangeable Core cylinder option available
- LFIC core available zero bitted or combined, brass 6- pin cores sold separately
- Small Format Interchangeable Core cylinder option available
- SFIC uncombined or combined, brass 6- or 7-pin cores sold separately
- Schlage "L" Cam - Standard
- For Function 61, Ext Cylinders, use Standard Cam

#### Door Thickness:

- 1-3/4" - 2-1/2" (45 mm - 64 mm)
- Privacy functions have a max door thickness of 2" (51 mm)
- Must specify door thickness if greater than 1-3/4" (45 mm)

#### Backset:

2-3/4" (70 mm) only

#### Latchbolt:

3/4" (19 mm) throw with anti-friction tongue, all stainless steel

#### Deadbolt:

1" (25 mm) throw - stainless steel

#### Strike:

3985 1-1/4" x 4-7/8" (32 mm x 124 mm), 1-7/32" (31 mm) lip - standard

#### Fasteners:

Thru-bolted trim concealed under rose

#### Functions:

10 Passage, 17 Dummy, 27 Double Dummy, 40 Privacy, 44 Privacy with Coiturn, 50 Office, 53 Entry, 56 Corridor, 57 Intruder Classroom with Deadbolt, 61 Apartment, 70 Classroom, 80 Storeroom, 81 Storeroom with Deadbolt, 82 Institution, 96 Privacy with Indicator

#### Notes:

- Self-adjusting case for beveled doors or square edge doors
- Stopworks are incorporated in thumbturn
- Non-handed, stainless steel, deadlocking latchbolt

### FINISHES

- US3, US4, US10, US10B, US15, US26, US26D, US32D
- US3, US4, US10 and US26 may be subject to extended lead time



FOR ANY HAGER PURCHASE CONTACT INDUSTRIAL HARDWARE & SPECIALTIES INC.



## 3800 SERIES - ELECTRIFIED - GRADE 1 MORTISE - HEAVY DUTY

### WARRANTY

- Lifetime warranty on mechanical locking components
- One-year warranty on electric components

### FEATURES

- Deadlocking latch
- Key override allows latchbolt to be momentarily retracted with the key even though electrically locked. Note that locks that are electrically unlocked may not be locked via the key cylinder.
- Inside lever always allows egress
- Interface with life-safety systems
- Continuous-duty solenoids



### Function:

- 80 - Storeroom
- 82 - Institutional

### Applications:

- Provides remote locking and unlocking ideal for door control where added security is necessary
- Stairtower doors
- Office doors
- Classrooms
- Elevator lobby doors
- Computer rooms
- Hospital equipment rooms
- Pharmaceutical storage rooms

### Voltage:

- 12V AC/DC; current - .612AMP
- 24V AC/DC; current - .330AMP
- Specify 12V or 24V when ordering

### Quick Connect:

Available option on EL, EU, RX, DPM, and LM. Compatible with Hager Quick Connect Harness Cable which can plug into Hager Hinges with Quick Connects for quick and accurate wiring of the door.

### FINISHES

- US3, US4, US10, US10B, US15, US26, US26D, US32D
- US3, US4, US10 and US26 may be subject to extended lead time

Function	Function No.	Function Description
Storeroom - Fail Safe	3880EL	Outside lever continuously locked electrically. Latchbolt operable from the outside by key, by breaking electric current, or by power failure. Auxiliary latch deadlocks latchbolt when door is closed. Inside always free for immediate egress.
Storeroom - Fail Secure	3880EU	Outside lever continuously locked. Latchbolt operable from the outside by key or by applying electrical current. Auxiliary latch deadlocks latchbolt when door is closed. Inside always free for immediate egress.
Institution - Fail Safe	3882EL	Both levers continuously locked electrically. Latchbolt operable by key, by breaking electric current, or by power failure. Auxiliary latch deadlocks latchbolt when door is closed.
Institution - Fail Secure	3882EU	Both levers continuously locked. Latchbolt operable by key or by applying electrical current. Auxiliary latch deadlocks latchbolt when door is closed.
Request to Exit	RX	Monitors inside lever rotation. Incorporates into fire alarm systems or in conjunction with an electromagnet. Available on 3880 or in combination with 3880EL/3880EU.
Latchbolt Monitor	LM	A single switch (SPDT) mounted inside lockset monitors the full extension of the latchbolt. Available on 3880 or in combination with 3880EL/3880EU.
Door Position Monitor	DPM	A single switch (SPDT Reed Magnetic Switch) mounted inside lockset monitors whether the door is fully closed. Available on 3880, 3882, or in combination with 3880EL/3880EU or 3882EL/3882EU.



## 3800 SERIES - POWER SUPPLIES

See power supply area within the Electrified Products section for more details on our full selection of power supplies. Hager 2903, 2908 and 2909 power supplies are designed to power locking devices. Their features include:

- UL Listed
- Filtered/regulated 24VDC
- Overload protection
- Over voltage protection
- Short circuit protection
- Surge suppression on Fail Safe and Fail Secure outputs
- Fire alarm input standard

### 2903 Power Supply Includes:

- 24VDC, 2Amp
- Automatically accepts 120 or 240VAC input
- Auxiliary 24VDC output for stand alone devices
- Switch 24VDC outputs for fail safe or fail secure locking hardware
- Surge suppression on Fail Safe and Fail Secure outputs

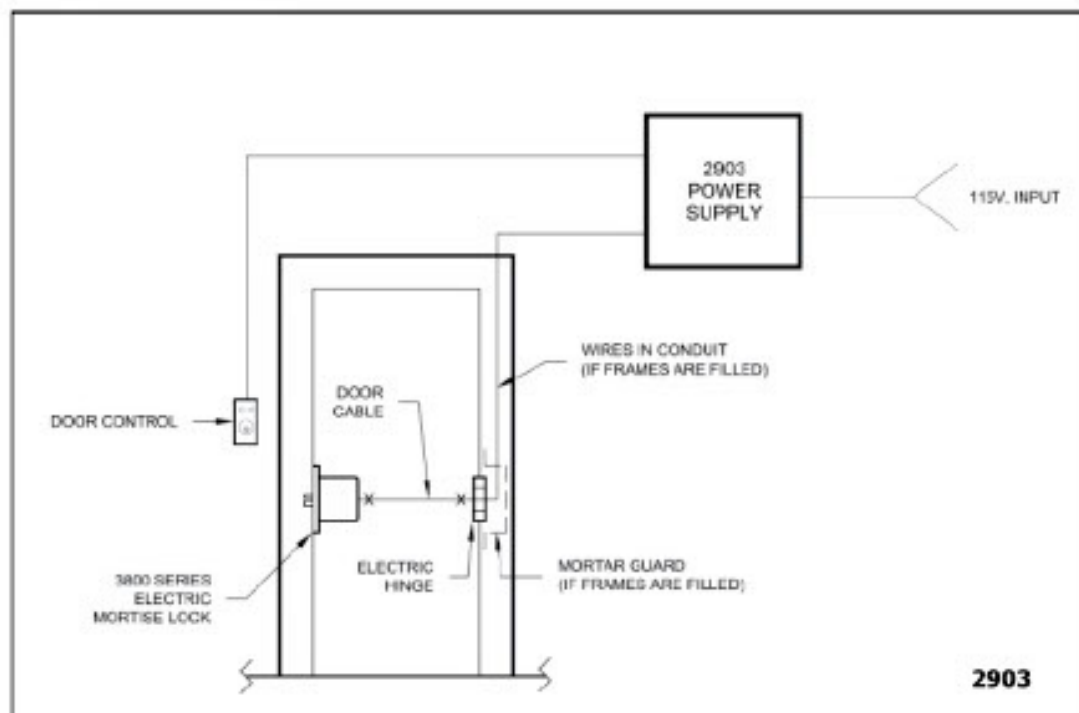
### 2908 Power Supply Includes:

- Field selectable 12VDC or 24VDC, 1Amp
- 115VAC standard (230VAC optional)
- Separate PTC protected charging for battery backup
- LED status indicator
- Modular design allows optional components to fit any application (see Electrified Catalog for a full list of components)

### 2909 Power Supply Includes:

- Field selectable 12VDC or 24VDC, 2Amp
- 115VAC standard (230VAC optional)
- Separate PTC protected charging for battery backup
- LED status indicator
- Modular design allows optional components to fit any application (see Electrified Catalog for a full list of components)

## Hager Locking System



78 FOR ANY HAGER PURCHASE CONTACT INDUSTRIAL HARDWARE & SPECIALTIES INC.  
CALL 1 800-684-4010



## 3800 SERIES - STRIKES

## 3800 SERIES - MORTISE CYLINDERS



### 3985

#### Standard Lip Strike

- Square corner
- 1-1/4" x 4-7/8" x 1-7/32" lip  
(32 mm x 124 mm x 31 mm)



### 3986

#### Extended Lip Strike

- Square corner
- 1-1/4" x 4-7/8" x 1-1/2" lip  
(32 mm x 124 mm x 30 mm)



### 3987

#### Standard Lip Strike

- Round corner
- 1-1/4" x 4-7/8" x 1-7/32" lip  
(32 mm x 124 mm x 31 mm)



### 3988

#### Extended Lip Strike

- Round corner
- 1-1/4" x 4-7/8" x 1-1/2" lip  
(32 mm x 124 mm x 38 mm)



### 3989

#### Flat Lip Strike

- Square corner
- 1-1/4" x 4-7/8" x 7/8" lip  
(32 mm x 124 mm x 22 mm)



### 3990

#### Extended Flat Lip Strike

- Square corner
- 1-1/4" x 4-7/8" x 1-7/32" lip  
(32 mm x 124 mm x 31 mm)



### 3902

#### Mortise Cylinder

- If cylinder is ordered separately from the mortise lock, please specify Schlage "L" Cam; **For 61 Function, specify Standard Cam and "L" Cam**
- Available in Conventional, Small Format Interchangeable Core, and Large Format Interchangeable Core (6-pin only)
- SFIC core sold separately
- LFIC core sold separately
- Conventional cylinder available in 1-1/8" (29 mm) and 1-1/4" (32 mm)
- SFIC cylinder available in 1-1/4" (32 mm) and 1-3/8" (35 mm) length
- LFIC cylinder available in 1-1/2" (38 mm) length
- For more cylinder information, please refer to Cylinder, Core, and Keying section.

FOR ANY HAGER PURCHASE CONTACT INDUSTRIAL HARDWARE & SPECIALTIES INC.

CALL 1800-684-4010







## 3800 SERIES - GRADE 1 MORTISE DEADLOCK - HEAVY DUTY

### WARRANTY

Lifetime warranty

### FEATURES

- Heavy duty commercial, industrial, institutional
- Non-handed (except for 63 Classroom Function)
- Conventional mortise cylinder, Small Format Interchangeable Core or Large Format Interchangeable option available
- BHMA Certified Grade 1 Security with standard mortise cylinder

### Certifications:

- BHMA Certified ANSI A156.13 Grade 1 Series 1000
- ADA Compliant ANSI A117.1 Accessibility Code
- UL/cUL Listed for all functions up to 3 hours for "A" label doors
- UL10C Positive Pressure Rated
- UL10B Neutral Pressure Rated

### Options:

Lead lining

### SPECIFICATIONS

#### Lock Case:

4-5/16" x 6" x 1" (110 mm x 152 mm x 25 mm)

#### Armor Front:

• 1-1/4" x 8" x 7/32" (32mm x 203mm x 5mm) - Square corner standard, round corner optional

#### Keys:

Two operating keys supplied per lock

#### Cylinders/Cores:

- Brass - keyed different - Schlage C Keyway
- Cylinder drilled 6-pin, keyed 5-pin - standard
- Other keying options, including keyed 6-pin, available from factory
- Large Format Interchangeable Core cylinder option available
- LFIC core available zero bitted or combined, brass 6-pin cores sold separately
- Small Format Interchangeable Core cylinder option available
- SFIC uncombined or combined, brass 6- or 7-pin cores sold separately
- Schlage "L" Cam - standard

#### Door Thickness:

- 1-3/4" - 2-1/2" (45 mm - 64 mm)
- Must specify door thickness if greater than 1-3/4" (45 mm)

#### Backset:

2-3/4" (70 mm) only

#### Deadbolt:

1" (25 mm) throw - stainless steel

#### Strike:

3991 1-1/4" x 4-7/8" (32 mm x 124 mm) no lip - Standard

#### Functions:

60 Cylinder x Thumbturn, 62 Double Cylinder, 63 Classroom, 64 Cylinder

#### Notes:

Self-adjusting case for beveled doors or square edge doors

### FINISHES

- US3, US4, US10, US10B, US26, US26D
- US3, US4, US10, US10B, and US26 may be subject to extended lead time

### 3800 SERIES DEADLOCK STRIKES



#### 3991

##### No Lip Strike

- Square corner
- 1-1/4" x 4-7/8" (32 mm x 124 mm)
- For use with 60, 62, 63 and 64 Functions only

### 3800 SERIES MORTISE CYLINDERS



#### 3902

##### Mortise Cylinder

- If cylinder is ordered separately from the mortise lock, please specify Schlage "L" Cam
- Available in Conventional, Small Format Interchangeable Core, and Large Format Interchangeable Core (6-pin only)
- SFIC core sold separately
- LFIC core sold separately
- Conventional cylinder available in 1-1/8" (29 mm) and 1-1/4" (32 mm) length.
- SFIC cylinder available in 1-1/4" (32 mm) and 1-3/8" (35 mm) length
- LFIC cylinder available in 1-1/2" (38 mm) length
- For more cylinder information, please refer to Cylinder, Core, and Keying section.

FOR ANY HAGER PURCHASE CONTACT INDUSTRIAL HARDWARE & SPECIALTIES INC.





## 3800 SERIES - GRADE 1 SMALL CASE MORTISE DEADLOCK - HEAVY DUTY

**WARRANTY** | Lifetime warranty

**FEATURES**

- Heavy duty commercial, industrial, institutional
- Non-handed (except for 33 Classroom Function)
- Conventional mortise cylinder, Small Format Interchangeable Core or Large Format Interchangeable Core option available
- BHMA Certified Grade 1 Security with standard mortise cylinder

**Certifications:**

- BHMA Certified ANSI A156.13 Grade 1 Series 1000
- ADA Compliant ANSI A117.1 Accessibility Code
- UL/cUL Listed for all functions up to 3 hours for "A" label doors
- UL10C Positive Pressure Rated
- UL10B Neutral Pressure Rated

**Options:** | Lead lining



**SPECIFICATIONS**

**Lock Case:** | 4-5/16" x 3-9/16" x 1" (110 mm x 90 mm x 25 mm)

**Armor Front:** | • 1-1/4" x 5-5/8" x 7/32" (32 mm x 143 mm x 5 mm) - Standard

**Keys:** | Two operating keys supplied per lock

**Cylinders/Cores:**

- Brass - keyed different - Schlage C Keyway
- Cylinder drilled 6-pin, keyed 5-pin - standard
- Other keying options, including keyed 6-pin, available from factory
- Large Format Interchangeable Core cylinder option available
- LFIC core available zero bitted or combined, brass 6-pin cores sold separately
- Small Format Interchangeable Core cylinder option available
- SFIC uncombined or combined, brass 6- or 7-pin cores sold separately
- Schlage "L" Cam - standard

**Door Thickness:**

- 1-3/4" - 2-1/2" (45 mm - 64 mm)
- Must specify door thickness if greater than 1-3/4" (45 mm)

**Backset:** | 2-3/4" (70 mm) only

**Deadbolt:** | 1" (25 mm) throw - stainless steel

**Strike:** | 3999 1-1/8" x 3-1/2" (29 mm x 89 mm) no lip - Standard

**Functions:** | 30 Cylinder x Thumbturn, 31 Door Bolt, 32 Double Cylinder, 33 Classroom, 34 Cylinder

**Notes:** | Self-adjusting case for beveled doors or square edge doors

**FINISHES**

- US3, US4, US10, US10B, US26, US26D
- US3, US4, US10, US10B, and US26 may be subject to extended lead time

**3800 SERIES DEADLOCK STRIKES**



**3999**

**No Lip Strike**

- Square corner
- 1-1/8" x 3-1/2" (29 mm x 89 mm)
- For use with 30, 31, 32, 33 and 34 Functions only

**3800 SERIES MORTISE CYLINDERS**



**3902**

**Mortise Cylinder**

- If cylinder is ordered separately from the mortise lock, please specify Schlage "L" Cam
- Available in Conventional, Small Format Interchangeable Core, and Large Format Interchangeable Core (6-pin only)
- SFIC core sold separately
- LFIC core sold separately
- Conventional cylinder available in 1-1/8" (29 mm) and 1-1/4" (32 mm) length.
- SFIC cylinder available in 1-1/4" (32 mm) and 1-3/8" (35 mm) length
- LFIC cylinder available in 1-1/2" (38 mm) length
- For more cylinder information, please refer to Cylinder, Core, and Keying section.



## 3800 SERIES - SLIDING DOOR MORTISE LOCK - HEAVY DUTY

### WARRANTY

Lifetime warranty

### FEATURES

- Heavy duty commercial, industrial, institutional
- Non-handed
- Conventional mortise cylinder, Small Format Interchangeable Core or Large Format Interchangeable Core option available

### Certifications:

- ADA Compliant ANSI A117.1 Accessibility Code

### SPECIFICATIONS

Lock Case: 4-5/16" x 3-9/16" x 1" (110 mm x 90 mm x 25 mm)

Armor Front: 1-1/4" x 5-5/8" x 7/32" (32 mm x 143 mm x 5 mm) - Standard

Keys: Two operating keys supplied per lock

### Cylinders/Cores:

- Brass - keyed different - Schlage C Keyway
- Cylinder drilled 6-pin, keyed 5-pin - standard
- Other keying options, including keyed 6-pin, available from factory
- Large Format Interchangeable Core cylinder option available
- LFIC core available zero bitted or combined, brass 6-pin cores sold separately
- Small Format Interchangeable Core cylinder option available
- SFIC uncombined or combined, brass 6- or 7-pin cores sold separately
- Schlage "L" Cam - standard

### Door Thickness:

- 1-3/4" - 2-1/2" (45 mm - 64 mm)
- Must specify door thickness if greater than 1-3/4" (45 mm)

### Backset:

2-3/4" (70 mm) only

### Deadbolt:

1" (25 mm) throw - stainless steel

### Strike:

1-1/8" x 3-1/2" (29 mm x 89 mm) no lip - Standard

### Functions:

35 Cylinder x Thumbturn, 36 Single Cylinder, 37 Double Cylinder, 38 Thumbturn Only, 39 Thumbturn with Emergency Key (Privacy)

### FINISHES

U26D



### 3800 SERIES MORTISE CYLINDERS



#### 3902 Mortise Cylinder

- If cylinder is ordered separately from the mortise lock, please specify Schlage "L" Cam
- Available in Conventional, Small Format Interchangeable Core, and Large Format Interchangeable Core (6-pin only)
- SFIC core sold separately
- LFIC core sold separately
- Conventional cylinder available in 1-1/8" (29 mm) and 1-1/4" (32 mm) length.
- SFIC cylinder available in 1-1/4" (32 mm) and 1-3/8" (35 mm) length
- LFIC cylinder available in 1-1/2" (38 mm) length
- For more cylinder information, please refer to Cylinder, Core, and Keying section.

FOR ANY HAGER PURCHASE CONTACT INDUSTRIAL HARDWARE & SPECIALTIES INC.

CALL 1 800-684-4010