

3500 Series



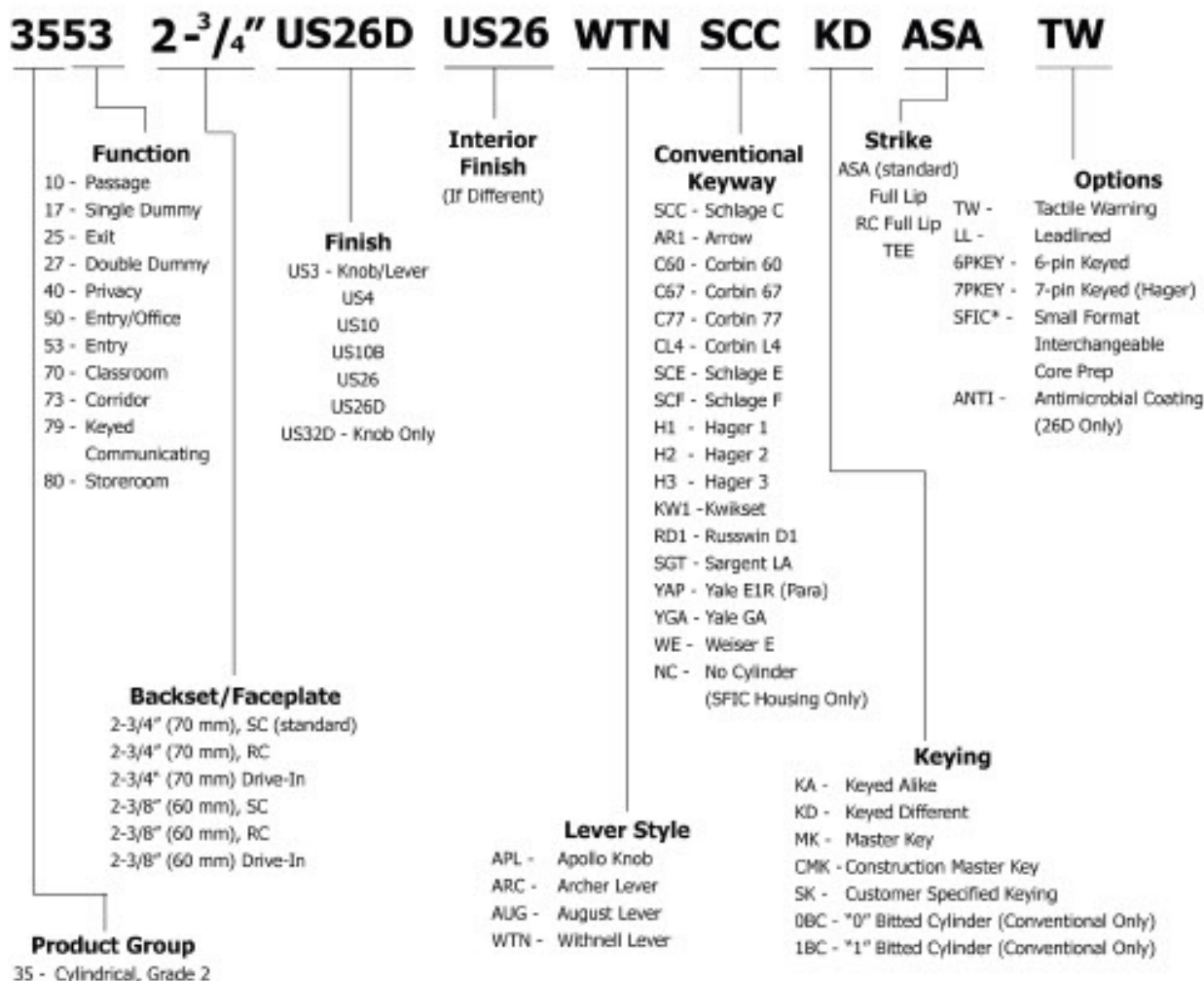
Hager 3500 Series Grade 2 lock provides a perfect combination of value and performance and is the ideal choice of lock for typical commercial applications. It is an economical alternative to Grade 1 when Grade 1 is not required. Our 3500 Series lock offers superior dependability and is backed by a lifetime warranty.



**FOR ANY HAGER PURCHASE CONTACT INDUSTRIAL HARDWARE & SPECIALTIES INC.
CALL 1800-684-4010**



3500 SERIES - HOW TO ORDER



Notes:









1. If masterkeyed, include completed master key form with order (available on page 88 or www.hagerco.com).
2. For additional keying information, please refer to cylinder, core, and keying section of catalog (page 73).

* Small format interchangeable core sold separately. Available in Best Keyways (A Standard) or Hager Keyways (optional).

Ordering example: 3553 2-3/4" US26D WTN NC ASA SFIC

**FOR ANY HAGER PURCHASE CONTACT INDUSTRIAL HARDWARE & SPECIALTIES INC.
CALL 1800-684-4010**




3500 SERIES - FUNCTION CHART

Function	Function No.	Function Description	ANSI No.	
Non-Keyed				
	Passage	10	Latchbolt operated by lever from either side at all times.	F75
	Dummy - Single	17	Pull one side, no mechanical operation (back to back).	-
	Exit	25	Blank plate outside (13/16" [31 mm] projection). Inside lever always unlocked.	F111
	Dummy - Double	27	Pull both sides. No mechanical operation (back to back).	-
	Privacy	40	Latchbolt operated by lever from either side. Outside lever is locked by push button inside and unlocked by emergency release outside, operating inside lever or closing door.	F76A
Keyed				
	Entry/Office	50	Deadlocking latchbolt operated by lever from either side except when outside lever is locked by push button on inside lever. When outside lever is locked, operating key in outside lever or operating inside lever unlocks push button and retracts latchbolt. Closing door does not release push button.	F82A
	Entry	53	Deadlocking latchbolt by lever either side, except when turn button inside locks outside lever. Pushing turn button in locks outside lever, requiring use of key outside to unlock (lever handle is freewheeling in locked position). Turning inside lever unlocks outside lever. Pushing in and turning button locks outside lever, requiring key at all times. Turning inside lever does not unlock outside lever until button is manually turned to unlocked position. Inside lever always operates latchbolt.	F109
	Classroom	70	Deadlocking latchbolt operated by lever from either side except when outside lever is locked from outside by key. When outside lever is locked, latchbolt is operated by inside lever.	FB4

FOR ANY HAGER PURCHASE CONTACT INDUSTRIAL HARDWARE & SPECIALTIES INC.
CALL 1800-684-4010



3500 SERIES - FUNCTION CHART

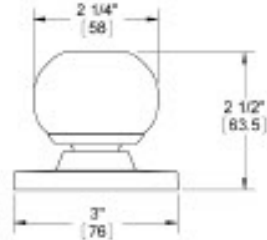
Function	Function No.	Function Description	ANSI No.	
Keyed (continued)				
	Corridor	73	Deadlocking latchbolt operated by lever from either side except when outside lever is locked by key in outside lever or by push button. Key in outside lever locks or unlocks outside lever. Operating inside lever releases push button. Closing door releases push button. Inside lever always operates latchbolt.	F90
	Keyed Communicating	79	Deadlocking latchbolt by inside lever except when locked by key. Non-removable blank plate outside (13/16" [31 mm] projection).	F113
	Storeroom	80	Deadlocking latchbolt operated by key in outside lever, or by operating inside lever. Outside lever is always locked. Inside lever is always unlocked.	F86

FOR ANY HAGER PURCHASE CONTACT INDUSTRIAL HARDWARE & SPECIALTIES INC.
CALL 1800-684-4010

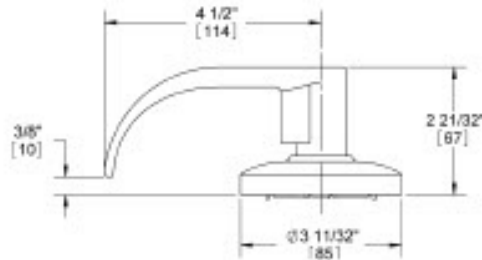


3500 SERIES - LEVER OPTIONS

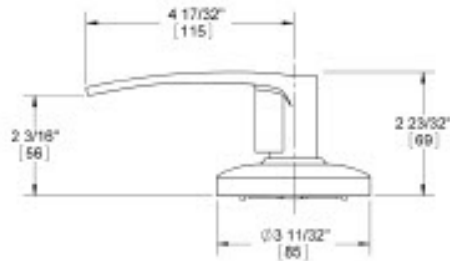
APOLLO KNOB



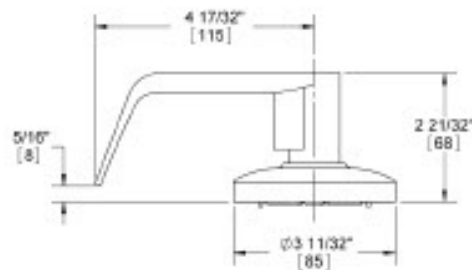
ARCHER LEVER



AUGUST LEVER



WITHNELL LEVER



Notes: Optional tactile warning available on all lever styles (only outside lever will include raised surfaces unless otherwise specified).



3500 SERIES - GRADE 2 CYLINDRICAL - STANDARD DUTY COMMERCIAL



WARRANTY

Lifetime warranty

FEATURES

- No exposed mounting screws
- Non-handed
- Conventional cylinder or Small Format Interchangeable Core option available

Certifications:

- BHMA Certified ANSI A156.2 Series 4000 Grade 2
- ADA Compliant ANSI A117.1 Accessibility Code (levers only)
- ANSI A250.13 Severe Windstorm Resistant Component
- UL/cUL Listed for all functions up to 3 hours for "A" label single doors
- UL10C Positive Pressure Rated
- UL10B Neutral Pressure Rated

Lever Options:

Apollo knob; Archer, August, Withnell levers

Options:

- Lead lined (leversets only)
- Tactile warning (levers only)
- Antimicrobial coating (26D finish only)
- Split finish
- Additional latchbolts and strikes available

SPECIFICATIONS

Standard Door Prep:

- 2-1/8" (54 mm) diameter (bore)
- Latch hole: 1" (25 mm) diameter (cross bore)

Exposed Trim:

- Knobs: Wrought brass or stainless steel
- Levers: Cast zinc
- Rose: Wrought brass or stainless steel

Rose Diameter:

3-11/32" (85 mm) levers; 3" (76 mm) knobs

Lock Chassis:

- Heavy gauge steel, zinc dichromated for corrosion resistance
- Free wheeling (levers only)
- Removable thru-bolts (Note: Failure to install thru-bolts and removable screw posts voids BHMA certification, UL rating and warranty)

Keys:

Two operating keys supplied per lock

Cylinders/Cores:

- Brass - keyed different - Schlage C Keyway - Standard
- Cylinder drilled 6-pin, keyed 5-pin - Standard
- Other keying options, including keyed 6-pin, available from factory (see cylinder, core and keying section)
- Zero bit cylinders will be 6 pin keyed - standard
- Small Format Interchangeable Core option available
- SFIC uncombined or combined, brass 6- or 7-pin cores sold separately

Door Thickness:

- Knobs: 1-3/8" - 1-3/4" (35 mm - 45 mm)
- Levers: 1-3/8" - 2" (35 mm - 51 mm)

Backset:

- 2-3/4" (70 mm) - Standard
- 2-3/8" (60 mm) - Optional
- 3-3/4" (94 mm) - Optional
- 5" (128 mm) - Optional

Latchbolt:

- 1/2" (13 mm) throw, stainless steel
- 1-1/8" x 2-1/4" (29 mm x 57 mm) faceplate for 2-3/4" (70 mm) backset
- 1" x 2-1/4" (29 mm x 57 mm) faceplate for 2-3/8" (60 mm) backset
- Deadlocking latchbolt prevents manipulation when door is closed; keyed functions and 25 function only
- Square corner faceplate standard, round corner available

Strike:

3935 ASA 1-1/4" x 4-7/8" (32 mm x 124 mm) strike - Standard

Functions:

10 Passage, 17 Dummy, 25 Exit (only), 27 Back to Back Dummy (levers only), 40 Privacy, 50 Entry/Office, 53 Entry, 70 Classroom, 73 Corridor (levers only), 79 Keyed Communicating, 80 Storeroom (Notes: Blank plate projection is 13/16" for functions 25 and 79)

FINISHES

50

- US3, US4, US10, US10B, US26, US26D (levers only)
- US3, US32D (knobs only)

FOR ANY HAGER PURCHASE CONTACT INDUSTRIAL HARDWARE & SPECIALTIES INC.
CALL 1800-684-4010



3500 SERIES - LATCHBOLTS

Spring Latches



- 3947**
2-3/4" (70 mm) Backset
Passage Spring Latch
- Square and round corner available
 - 1-1/8" x 2-1/4" (29 mm x 57 mm) faceplate

- 3949**
2-3/8" (60 mm) Backset
Passage Spring Latch
- Square and round corner available
 - 1" x 2-1/4" (25 mm x 57 mm) faceplate



- 3965**
2-3/4" (70 mm) Backset
Privacy Spring Latch
- Square and round corner available
 - 1-1/8" x 2-1/4" (29 mm x 57 mm) faceplate

- 3967**
2-3/8" (60 mm) Backset
Privacy Spring Latch
- Square and round corner available
 - 1" x 2-1/4" (25 mm x 57 mm) faceplate

Dead Latches



- 3948**
2-3/4" (70 mm) Backset
Dead Latch
- Square and round corner available
 - 1-1/8" x 2-1/4" (29 mm x 57 mm) faceplate
 - For use with all keyed functions other than corridor

- 3950**
2-3/8" (60 mm) Backset
Dead Latch
- Square and round corner available
 - 1" x 2-1/4" (25 mm x 57 mm) faceplate
 - For use with all keyed functions other than corridor



- 3995**
2-3/4" (70 mm) Backset
Dead Latch - Corridor Function Only
- Square and round corner available
 - 1-1/8" x 2-1/4" (29 mm x 57 mm) faceplate

- 3994**
2-3/8" (60 mm) Backset
Dead Latch - Corridor Function Only
- Square and round corner available
 - 1" x 2-1/4" (25 mm x 57 mm) faceplate

Optional Drive-In Spring Latches



- 3922**
2-3/4" (70 mm) Backset
Passage Spring Latch

- 3925**
2-3/8" (60 mm) Backset
Passage Spring Latch



- 3923**
2-3/4" (70 mm) Backset
Privacy Spring Latch

- 3926**
2-3/8" (60 mm) Backset
Privacy Spring Latch

Optional Drive-In Dead Latches



- 3924**
2-3/4" (70 mm) Backset
Dead Latch
- For use with all keyed functions other than corridor

- 3927**
2-3/8" (60 mm) Backset
Dead Latch
- For use with all keyed functions other than corridor



- 3996**
2-3/8" (60 mm) Backset
Dead Latch - Corridor Function Only

- 3997**
2-3/4" (70 mm) Backset
Dead Latch - Corridor Function Only



3500 SERIES LATCHBOLTS

Backset Extension Links



3917
3-3/4" (95 mm) Backset Extension Link
Must use with 2-3/8" (60 mm) backset latch to achieve 3-3/4" total backset



3937
5" (127 mm) Backset Extension Link
Must use with 2-3/4" (70 mm) backset latch to achieve 5" total backset



3500 SERIES STRIKES



3933
T-Strike with Plastic Dust Box
• 1-1/8" x 2-3/4" (29 mm x 70 mm)
• Dust box included



3934
Full Lip Strike
1-5/8" x 2-1/4" (41 mm x 57 mm)



3935
Standard ASA Strike Plate
• 1-1/4" x 4-7/8" (32 mm x 124 mm)
• 1-5/16" lip
• Other lengths available upon request



3958
Full Lip Strike with Round Corner
• 1-5/8" x 2-1/4" (41 mm x 57 mm)
• 1/4" (6 mm) radius

3500 SERIES ACCESSORIES



3959
Faceplate Adapter
Converts 1" (25 mm) to 1-1/8" (28 mm) width



3912
Thru-Bolt Jig
For 3500 Series lever set only