

Duplex Hand Grip

This clamp is designed to carry or pull any metal, plastic or structural shapes that will fit into its jaws. It grips and releases automatically and is small and lightweight. The Duplex Hand Grip is also furnished with an eye nut rather than a handle for conveyor applications (Fig. 49).



Figure 49

WARNING!: Do not exceed Working Load Limit of 500 lb (225 kg).

WARNING!: Inspect clamp. If cam teeth are worn, or if clamp is damaged, do not use clamp (Fig. 50).

WARNING!: Do not lift more than one plate (Fig. 51).

WARNING!: Attach clamp so that it is square with plate and plate is inserted to full depth of opening.

WARNING!: Position clamp to balance load. A trial tensioning of load will usually indicate proper balance (Fig. 52).

WARNING!: Take up slack slowly. Do not bounce or jerk load (Fig. 53).

WARNING!: All personnel must stand clear of loads while they are being lifted or moved, except for operators of manually lifted hand grips (Fig. 51).

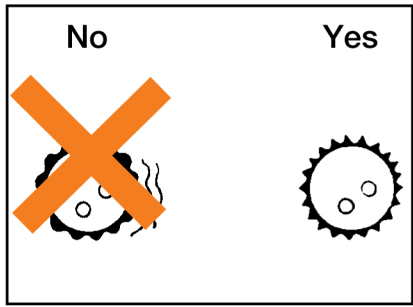


Figure 50

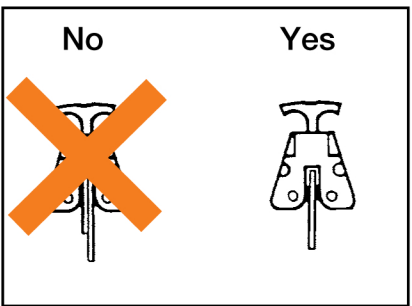


Figure 51

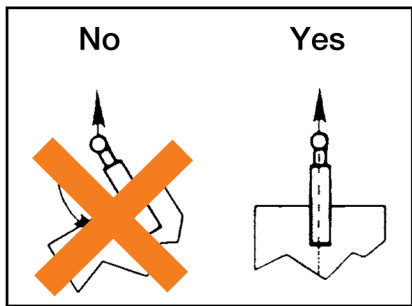


Figure 52

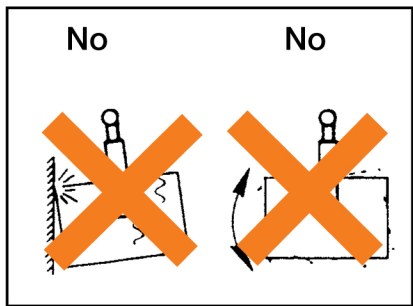


Figure 53